

Human CD117 Protein

Cat. No. CD1-HM117

Description

Source	Recombinant Human CD117 Protein is expressed from HEK293 with His tag at the C-Terminus. It contains Gln26-Thr516.
Accession	P10721-2
Molecular Weight	The protein has a predicted MW of 56.3 kDa. Due to glycosylation, the protein migrates to 70-100 kDa based on Bis-Tris PAGE result.
Endotoxin	Less than 1EU per μg by the LAL method.
Purity	> 95% as determined by Bis-Tris PAGE; > 95% as determined by HPLC

Formulation and Storage

Formulation	Lyophilized from 0.22 μm filtered solution in PBS (pH 7.4). Normally 8% trehalose is added as protectant before lyophilization.
Reconstitution	Centrifuge the tube before opening. Reconstituting to a concentration more than 100 $\mu\text{g}/\text{ml}$ is recommended. Dissolve the lyophilized protein in distilled water.
Storage	-20 to -80°C for 12 months as supplied from date of receipt. -80°C for 3 months after reconstitution. Recommend to aliquot the protein into smaller quantities for optimal storage. Please minimize freeze-thaw cycles.

Background

The c-kit proto-oncogen (CD 117) has been shown to be present in several cell types including normal and neoplastic hemopoietic cells. Among normal BM cells, CD117 expression has been found in about half of the CD34 precursors including progenitors committed to the erythroid, granulo-monocytic, and megakaryocytic cell lineages.

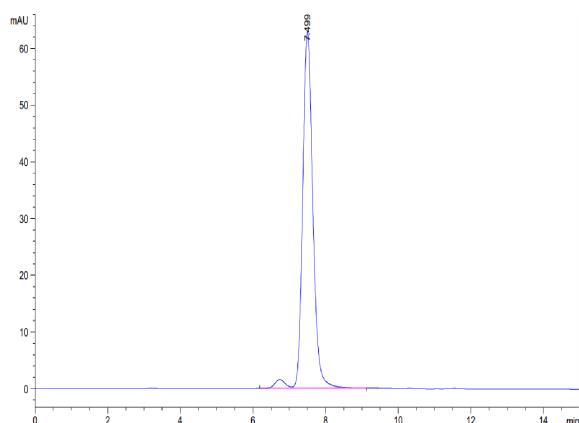
Assay Data

Bis-Tris PAGE



Human CD117 on Bis-Tris PAGE under reduced condition. The purity is greater than 95%.

SEC-HPLC



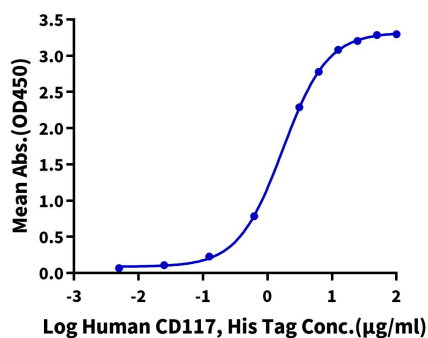
The purity of Human CD117 is greater than 95% as determined by SEC-HPLC.

Assay Data

ELISA Data

Human CD117, His Tag ELISA

0.5µg Human SCF, No Tag Per Well

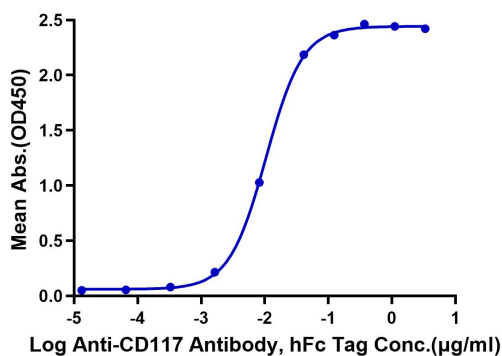


Immobilized Human SCF at 5µg/ml (100µl/well) on the plate. Dose response curve for Human CD117, His Tag with the EC50 of 1.73µg/ml determined by ELISA (QC Test).

ELISA Data

Human CD117, His Tag ELISA

0.05µg Human CD117, His Tag Per Well



Immobilized Human CD117, His Tag at 0.5µg/ml (100µl/well) on the plate. Dose response curve for Anti-CD117 Antibody, hFc Tag with the EC50 of 10.5ng/ml determined by ELISA.